

EASY.KSEI ACCOUNT REGISTRATION / ACTIVATION GUIDE

Disclaimer: This guide is an excerpt from the Education and Guidebooks document for Shareholders issued by PT Kustodian Sentral Efek Indonesia ("KSEI"). If the Shareholders of the Company experience problems or have further questions regarding the use of the eASY.KSEI system, please contact KSEI Contact list on the eASY.KSEI web at the link <https://easy.ksei.co.id/egken/ContactUs.jsp>

Notes:

1. Before registering / activating an eASY.KSEI account, shareholders must have a Single Investor Identification Number (SID Number).
2. Checking the SID Number can be done by contacting the securities company or custodian bank of each shareholder.
3. Guidelines for Authorization through eASY.KSEI (e-Proxy) can be accessed via the following link, <http://www.ultrajaya.co.id/investor-relation/rups>

Procedures for registration / activation of an eASY.KSEI Account

1. Go to <https://akses.ksei.co.id/>, then click

DAFTAR

The screenshot shows the AKSes-KSEI website interface. At the top, there's a navigation bar with a search icon and a 'DAFTAR' button. Below the navigation bar, there's a banner for 'KEAMANAN YANG TERJAMIN DENGAN AKSes KSEI'. The main content area is divided into three sections: 'AKTIVITAS PASAR' (Market Activity), 'Saham Paling Aktif' (Most Active Stocks), and 'Aksi Korporasi' (Corporate Actions). The 'AKTIVITAS PASAR' section includes a table of market indices and a line chart. The 'Saham Paling Aktif' section includes a table of active stocks. The 'Aksi Korporasi' section includes a list of corporate actions.

AKTIVITAS PASAR
Senin, 11 Mei 2020 14:45:31 +07

INDEKS	NILAI	POIN	PERSENTASE
COMPOSITE	4.640,949	▲ 20,972	▲ 0,45%

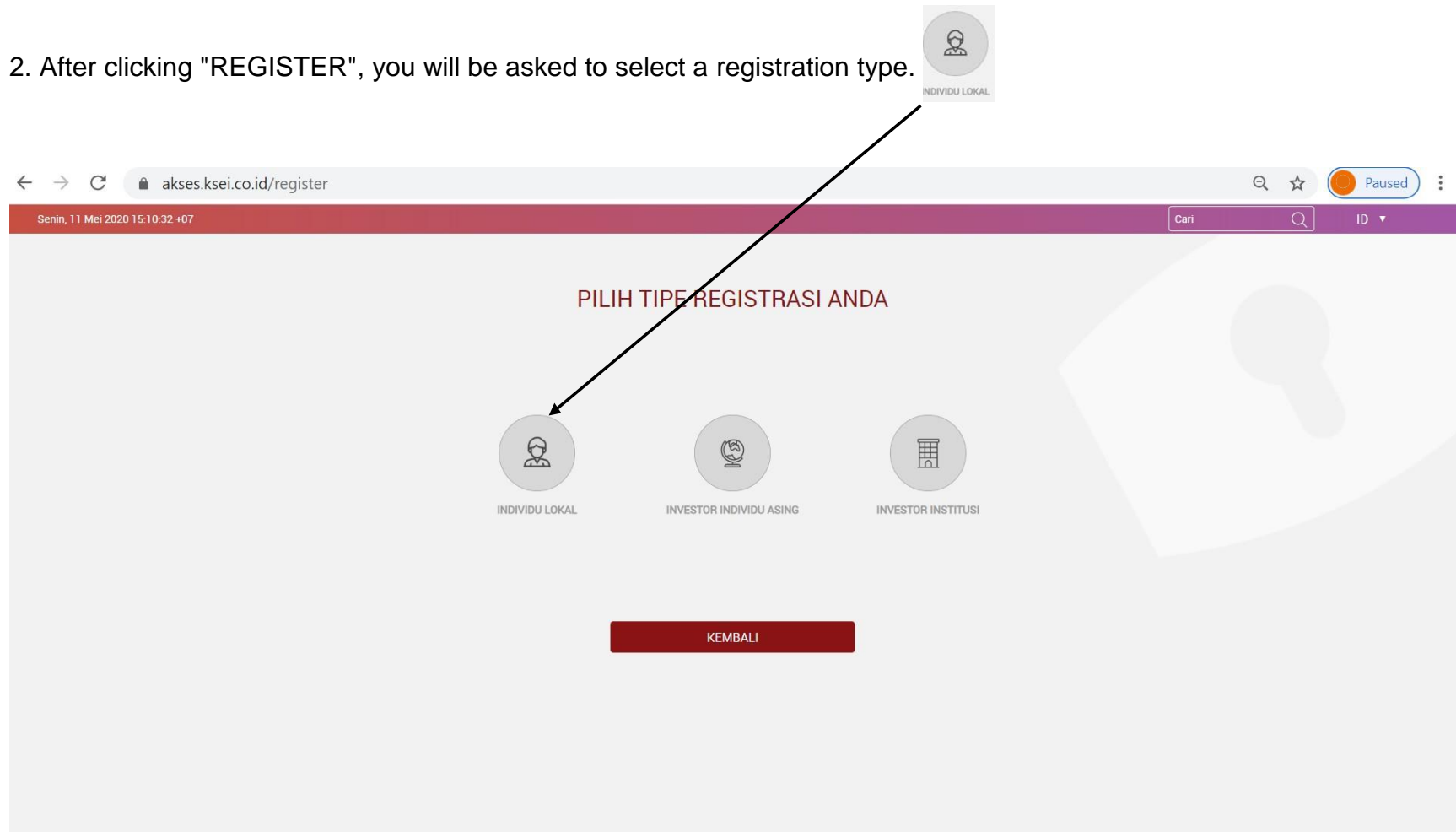
Saham Paling Aktif

Saham	Nilai	Volume	Frekuensi
LPPF	140.683.831.000	93.168.100	16.685
PGAS	273.580.199.000	305.676.200	14.718
BRPT	111.993.365.000	92.556.500	12.534
IPTV	4.739.419.200	11.789.600	12.149
MNCN	48.610.195.000	58.566.500	11.630
BBRI	342.369.810.000	130.675.500	10.839
ASII	262.827.240.000	67.391.600	10.481
GIAA	36.107.723.000	156.990.100	10.192

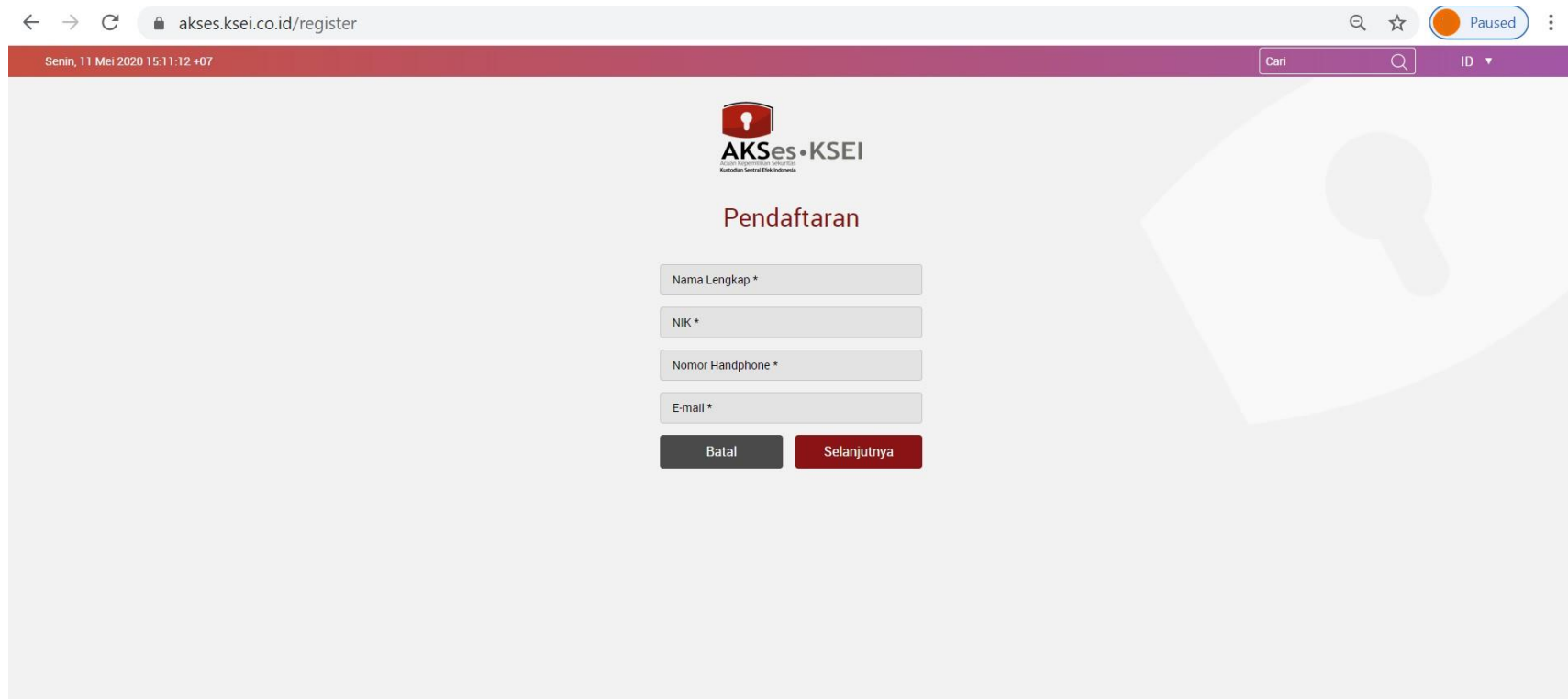
Aksi Korporasi
Mei 2020

- 08 Bunga - SMFP04BCN5 - (OBLIGASI BKLJT IV SMF TAHAP V TAHUN 2018 SERI B)
Effective Date : 14 May 2020
- 11 Bunga - ASAI01A1MF - (MTN PT. AGRO SEJAHTERA ABADI TAHUN 2020 TAHAP 1 SERI A)
Effective Date : 15 May 2020
- 11 Bunga - BEXI03CCN5 - (OBL BKLJT INDONESIA EXIMBANK III THP V TH17 SR C)
Effective Date : 15 May 2020

2. After clicking "REGISTER", you will be asked to select a registration type.



3. To register / register, you are required to write down your full name, NIK, mobile number and e-mail



The screenshot shows a web browser window with the address bar displaying "akses.ksei.co.id/register". The page header is purple and contains a search bar with the text "Cari", a dropdown menu labeled "ID", and a "Paused" button. The main content area is light gray and features the AKSes-KSEI logo at the top center. Below the logo, the word "Pendaftaran" is displayed in a large, bold, dark red font. Underneath, there are four input fields stacked vertically, each with a red asterisk indicating a required field: "Nama Lengkap *", "NIK *", "Nomor Handphone *", and "E-mail *". At the bottom of the form, there are two buttons: a gray "Batal" button and a red "Selanjutnya" button.

Senin, 11 Mei 2020 15:11:12 +07

AKSes-KSEI
Kustodian Sentral Efek Indonesia

Pendaftaran

Nama Lengkap *

NIK *

Nomor Handphone *

E-mail *

Batal Selanjutnya

4. After completing your personal data, click

Selanjutnya

The screenshot shows a web browser window with the address bar displaying 'akses.ksei.co.id/register'. The page header is purple with a search bar containing 'Cari', a dropdown menu for 'ID', and a 'Paused' button. The main content area is light gray and features the AKSes-KSEI logo at the top center. Below the logo, the word 'Pendaftaran' is displayed in a large, bold, dark red font. The registration form consists of four input fields: a text field for 'Smitha Anjani', a text field for '08777508777', a text field for 'anjani.smitha@gmail.com', and a text field for '08777508777'. At the bottom of the form are two buttons: a dark gray 'Batal' button and a dark red 'Selanjutnya' button. A vertical line connects the 'Selanjutnya' button in the instruction text to the 'Selanjutnya' button on the page.

5. The system will display the data that has been previously filled in (Name, NIK, Mobile Number, e-mail) and No. Your SID Then

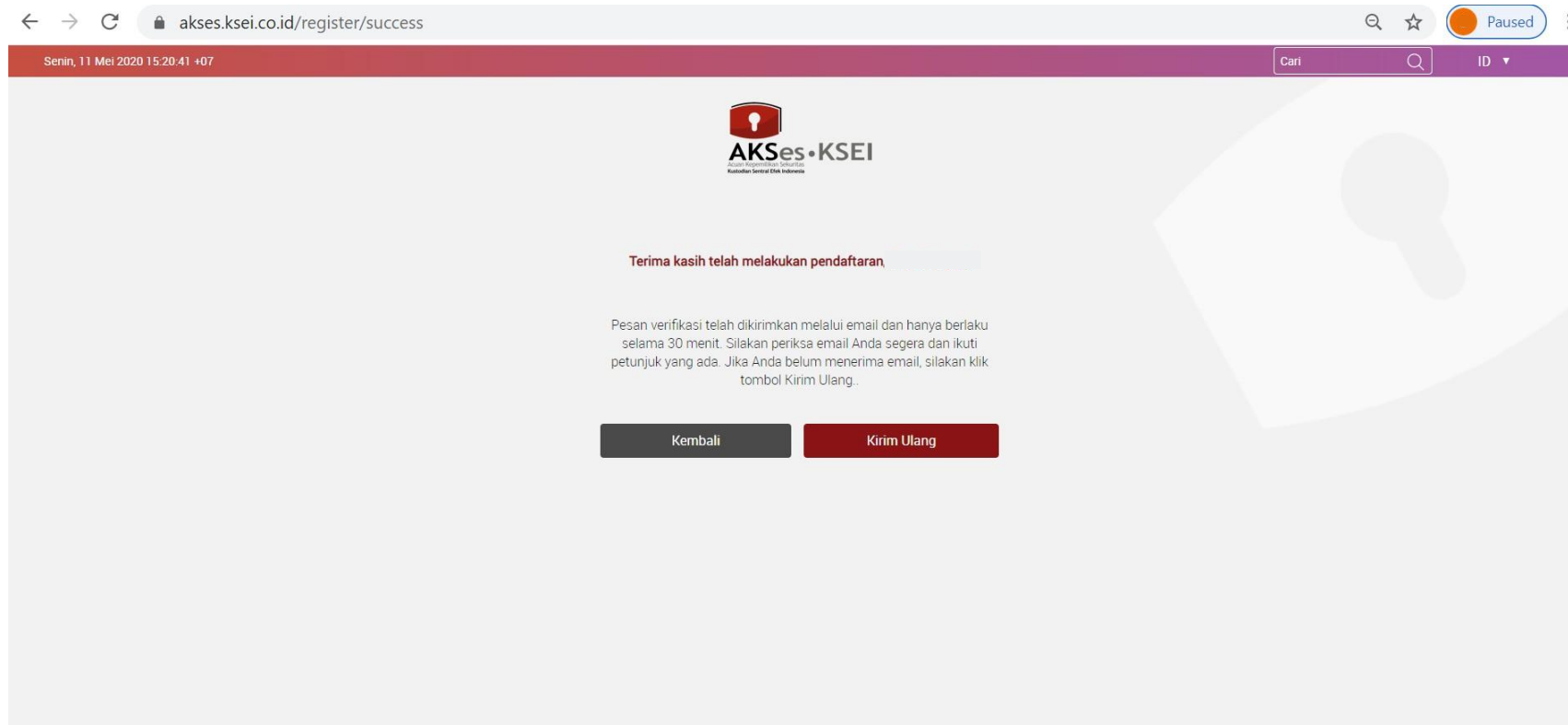
click **Aktivasi**

The screenshot shows a web browser window with the URL `akses.ksei.co.id/register/detail`. The page header includes a date and time stamp: "Senin, 11 Mei 2020 15:19:54 +07". The main content area displays the "AKSes-KSEI" logo and the title "Pendaftaran INDIVIDU LOKAL". Below this, a section titled "Informasi Anda" lists the following details:

Informasi Anda	
Nama	Handoko
NIK	3173074513300003
No. Mobile	081254678778
Email	Handoko@mail.com
SID	XXXXXXXXXX

At the bottom of the form are two buttons: "Kembali" (grey) and "Aktivasi" (red). An arrow points from the "Aktivasi" button in the top-left corner of the image to the "Aktivasi" button on the page.

6. Next, you will be asked to verify via the link provided via your email.



7. The following is a display of the verification email in question, please click [Link Aktivasi](#)

Kepada Handoko <Handoko@mail.com>

Anda telah terdaftar di fasilitas AKSes - KSEI.

Silakan klik link dibawah ini untuk mengaktifkan akun AKSes - KSEI Anda :

[Link Aktivasi](#)

Jika link diatas tidak bekerja, silakan copy & paste URL lengkap ke dalam browser dan kemudian tekan [Enter]

Link aktivasi diatas hanya berlaku selama 30 menit. Segera lakukan aktivasi akun Anda. Apabila masa aktif link tersebut sudah berakhir, silakan lakukan pendaftaran kembali.

Apabila Anda membutuhkan bantuan lebih lanjut, silakan hubungi kami pada jam operasional (08.00 - 17.00 WIB) melalui:

Call Center : (+62)21 515 2855

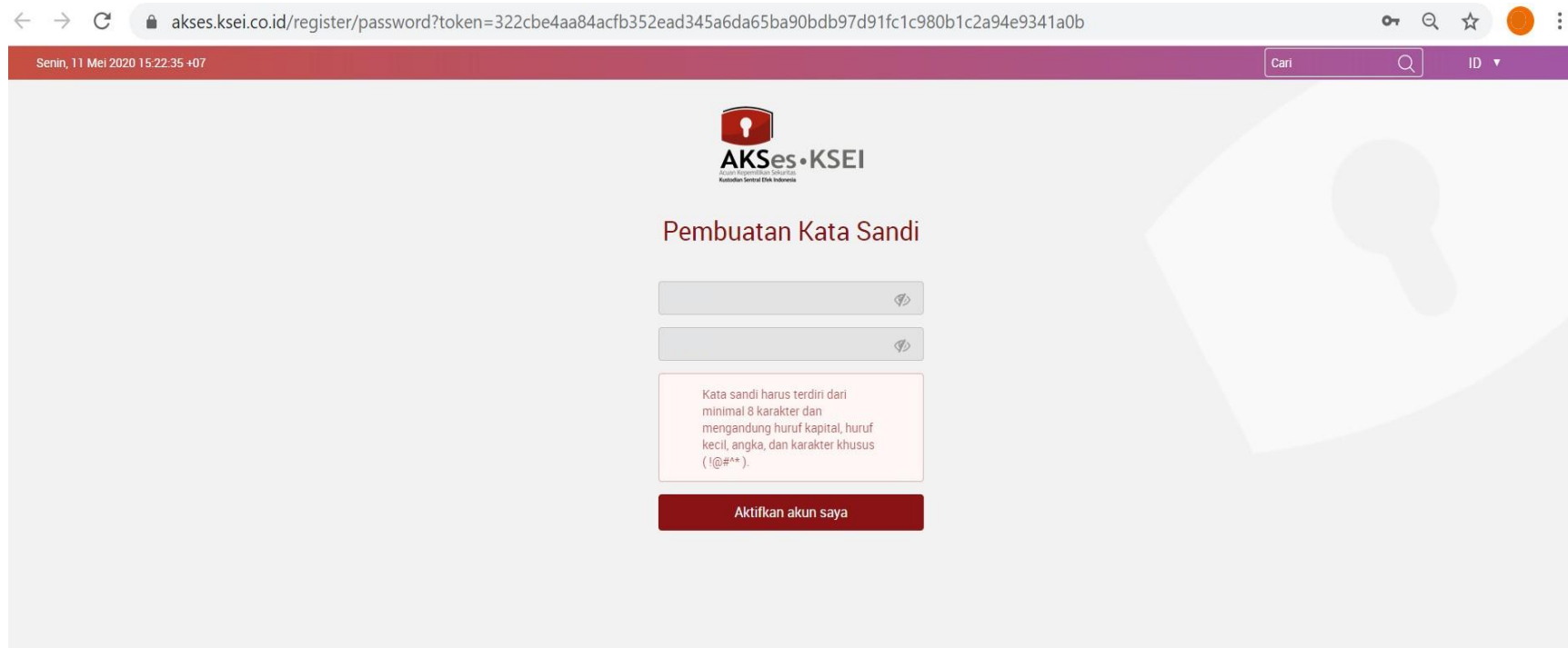
Toll Free : 0800 186 5734

Email : helpdesk@ksei.co.id

Hormat kami,



8. After clicking the activation link you will be asked to create a password which must consist of at least 8 characters and contain capital letters, lowercase letters, numbers and special characters (such as: ! @ # **)



The screenshot shows a web browser window with the URL `akses.ksei.co.id/register/password?token=322cbe4aa84acfb352ead345a6da65ba90bdb97d91fc1c980b1c2a94e9341a0b`. The page header includes the date and time "Senin, 11 Mei 2020 15:22:35 +07" and a search bar with the text "Cari". The main content area features the AKSes-KSEI logo, which includes a red shield with a white key icon and the text "AKSes-KSEI" and "Kontrol Sistem Elektronik Indonesia". Below the logo, the title "Pembuatan Kata Sandi" is displayed. There are two password input fields, each with a toggle icon. A red box contains the password requirements: "Kata sandi harus terdiri dari minimal 8 karakter dan mengandung huruf kapital, huruf kecil, angka, dan karakter khusus (! @ # **).". At the bottom, there is a red button labeled "Aktifkan akun saya".

Senin, 11 Mei 2020 15:22:35 +07

Cari

AKSes-KSEI
Kontrol Sistem Elektronik Indonesia

Pembuatan Kata Sandi

Kata sandi harus terdiri dari minimal 8 karakter dan mengandung huruf kapital, huruf kecil, angka, dan karakter khusus (! @ # **).

Aktifkan akun saya

9. Enter the password then click

Aktifkan akun saya

Senin, 11 Mei 2020 15:23:44 +07

akses.ksei.co.id/register/password?token=322cbe4aa84acfb332ead345a6da65ba90bdb97d91fc1c980b1c2a94e9341a0b

Cari

ID

AKSes-KSEI
Kantor Kepemilikan Saham
Kustodian Sentral Efek Indonesia

Pembuatan Kata Sandi

Aktifkan akun saya

10. After entering the password, your account is active

